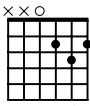


FINGER PICKING WITH AN ALTERNATING BASS


1

D



4/4

M T I A 1A



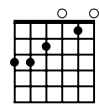
T 3 2 3 2 3 2 3 2

A 0 2 0 2 0 2 0 2

B 0 0 0 0 0 0 0 0

2

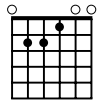
C




M I M T I A

3

E



T I M T I A T I M T I A



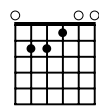
T 1 0 1 0 1 0 1 0 1 0 1 0

A 0 0 0 0 0 0 0 0 0 0 0 0

B 3 3 3 3 0 2 0 2

3A

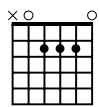
E




T I M T I A T I M T I A

4

A



T I M T I A T I M T I A

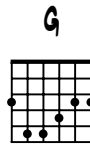
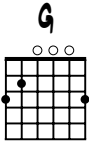


T 0 0 0 0 0 0 0 0 0 0 0 0

A 2 1 0 1 0 1 0 1 0 2 2 0 2 2 0

B 2 2 2 2 0 0 0 0

2



5

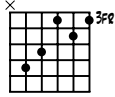
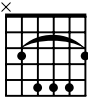
6

T I M T I A T I M T I A T I M T I A T I M T I A

Musical notation for measures 5 and 6. The top staff shows a treble clef with a melody of eighth notes. The bottom staff shows guitar tablature for the T, A, and B strings. Measure 5: T (0), A (0), B (3). Measure 6: T (0), A (0), B (3).

C

E^b



7

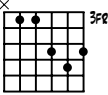
8

I M T I A I M T I A T I M T I A M I M T I A

Musical notation for measures 7 and 8. The top staff shows a treble clef with a melody of eighth notes. The bottom staff shows guitar tablature for the T, A, and B strings. Measure 7: T (5), A (5), B (3). Measure 8: T (5), A (5), B (3).

F

C_M



9

10

I M T I A I M T I A I M T I A M I M T I A

Musical notation for measures 9 and 10. The top staff shows a treble clef with a melody of eighth notes. The bottom staff shows guitar tablature for the T, A, and B strings. Measure 9: T (1), A (5), B (3). Measure 10: T (1), A (5), B (3).

G **C**

2

T I M T I A T I M T I A I M T I A

T
A
B

0 0 0 3 0 0 0 3 1 0 1 0 1 0 1 0

3 3 3 3 3 3 3 3

A_m **D⁷**

I M T I A I M T I A

T
A
B

0 2 1 2 0 2 1 2 0 2 1 2 0 2

D **B_m** **E_m** **A⁷**

I M T I A I M T I A I M T I A I M T I A

T
A
B

0 2 3 2 0 3 0 2 2 0 0 0 0 2 0 0

2 2 2 2 2 2 2 2 2 2 2 2 2 2 2 2